



TREATMENT TRENDS

Find Recovery. Heal Community.

JULY 1, 2022 - JUNE 30, 2023

ANNUAL REPORT

A MESSAGE FROM TTI'S Executive Director



Dear Friends,

There is no greater testament to the longevity of Treatment Trends than the dedication of our staff. I'm inspired every day by our team. This year I was especially proud to be joined in leadership by a new Associate Director, Sarah Falwell.

Sarah's mantra is to keep employee safety and quality client care paramount in every decision we make. As I reflect on the past year, and envision the future, I do so with our staff and the people we serve front and center.

Last year, we continued to grapple with an industry-wide workforce shortage and employee turnover. This greatly affects program stability. As part of our goal to attract and maintain staff, we launched a workforce development program. We modified job descriptions to acknowledge and reward professional growth, affording our staff more opportunities within our agency.

We embraced change, most visibly in re-branding and a fresh marketing approach. Our facilities now align with TTI's corporate identity. A new website and energetic social media presence are helping us tell our story more effectively. We joyfully planned a 50th Anniversary Celebration, which will be highlighted in next year's Annual Report.

What does the future hold for TTI?

As we begin a new year, we are strengthening training for our staff to give them the tools they need to do their jobs safely and with confidence.

We are establishing in-house education for our counselors, many of whom are just beginning their careers. We will augment these initiatives with our long-standing Training Institute and with the courses mandated by the PA Department of Drug and Alcohol Programs. We are recognizing a critical need to provide Withdrawal Management in-house to make it possible for clients to transition to residential and the other levels of care in our continuum.

Our vision for the future is to establish a Withdrawal Management unit, so we can serve the growing number of individuals who require this level of care before safely entering treatment. Taking this step requires a comprehensive strategic plan and collaboration with medical professionals. In moving forward with our focuses on employee safety and quality client care, we will continue to evolve as trends in treatment dictate, and with the spirit that we see so often in the individuals we serve who overcome challenges to seize a purposeful life.

I look forward to sharing our progress with you next year.

A handwritten signature in black ink that reads "John E. Dillensnyder III". The signature is written in a cursive style.

John E. Dillensnyder III

Executive Director

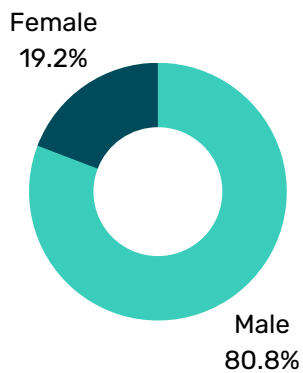
A LOOK BACK AT Treatment

Total individuals served in treatment:

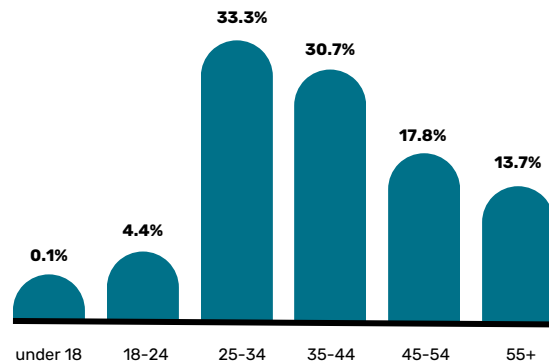
684

Treatment Trends Inc. owns and operates three treatment programs in Center City Allentown; Allentown Residential, Allentown Halfway Home, and Allentown Outpatient

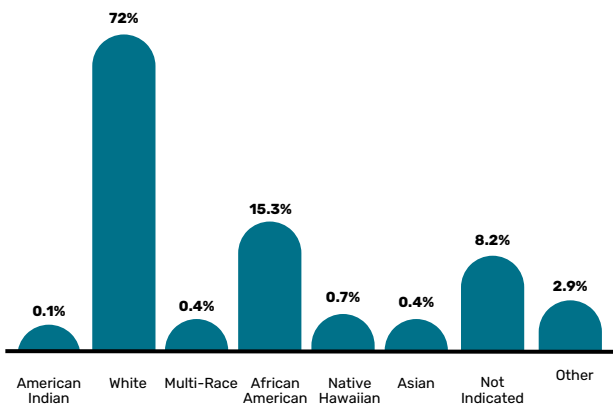
Clients by Gender



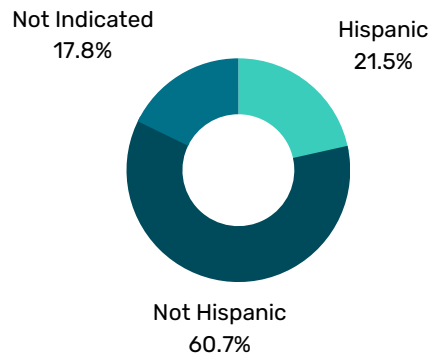
Clients by Age



Clients by Race



Clients by Ethnicity





2022-2023
A Year in
Review

Total Admissions:

290

Residents must meet the ASAM 3.5 level of care for admission into Allentown Residential. This level of care assists residents whose addiction is currently so out of control that they need a 24 hour, supportive treatment environment to initiate or continue a recovery process that has failed to progress.

66%

completed the program

82%

of our residents kept their initial aftercare plan

94

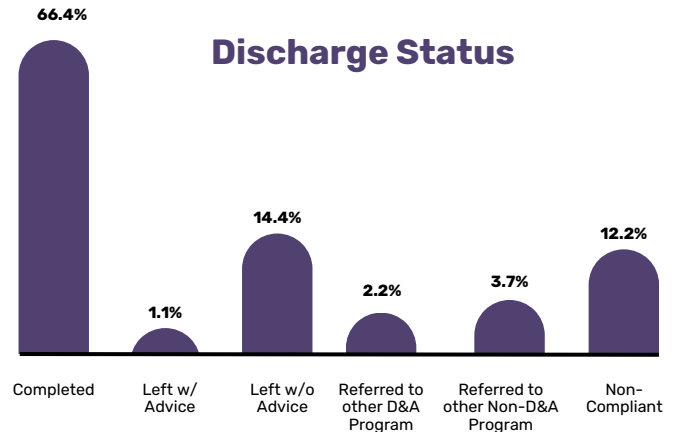
residents were provided Medication Assisted Treatment (MAT)

Words from our residents...



They're like life's rescue team. Thank you for saving my life.

Discharge Status



Resident Reported
Drug of Choice

Alcohol	Benzodiazepine	Cannabis	Crack/Cocaine	Fentanyl	Hallucinogens	Heroin	Meth	Synthetic Cannabis	Synthetic Opiates
54	3	27	39	20	2	47	87	3	8



2022-2023 A Year in Review

Total Admissions:

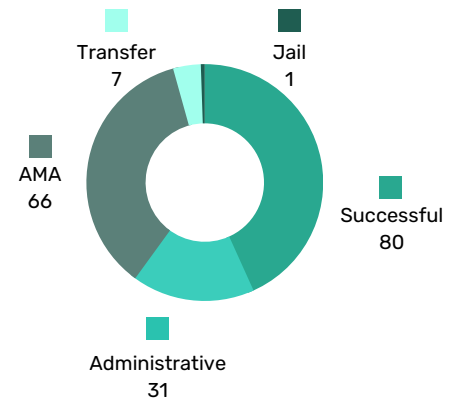
197

Residents must meet the 3.1 ASAM level of care to be considered for admission to Allentown Halfway Home. This level provides a safe, secure environment where residents can develop/practice early recovery skills such as resilience and refusal; experience the support of others in a recovery-oriented setting; and prepare for a successful transition to the community. Typically, individuals will step down to Allentown Halfway Home from a higher level of care.

Residents admitted to Allentown Halfway Home came from **26** counties throughout Northeast and Central Pennsylvania, and were funded either by the counties or Medicaid Managed Care Organizations.

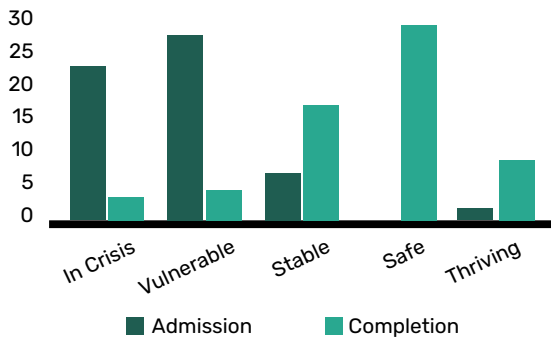
Lehigh	73	Lackawanna	6	Adams	1
Northampton	17	Chester	5	Bucks	1
Luzerne	14	Lycoming	5	Columbia	1
Berks	11	York	4	Cumberland	1
Schuylkill	10	Blair	3	Mifflin	1
Delaware	9	Lancaster	3	Northumberland	1
Montgomery	9	Dauphin	2	Pike	1
Monroe	8	Lebanon	2	Tioga	1
Carbon	6	Wayne	2		

Program Completion

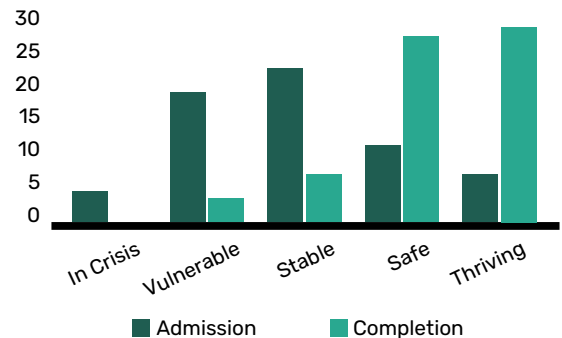


At admission and completion, AHH residents provide feedback on their financial self-sufficiency and the depth of their recovery resources.

Financial Self-Sufficiency



Recovery Resource



Words from our residents...

Keep saving lives. I know you all saved mine.

Resident Reported Drugs of Choice

48 residents were provided MAT

Alcohol	Cannabis	Crack/Cocaine	Opioid	Sedative	Stimulant	Other Psychoactive
47	2	20	88	1	38	1



2022-2023
A Year in
Review

Total Admissions:
272

Allentown Outpatient meets the ASAM criteria for 2.1, 1, and .5 levels of care. Its staff provides professionally directed screening, evaluation, treatment, and ongoing recovery and disease management services, for clients needing either outpatient or intensive outpatient treatment services.

41%

successfully completed

92%

were drug free throughout treatment

9

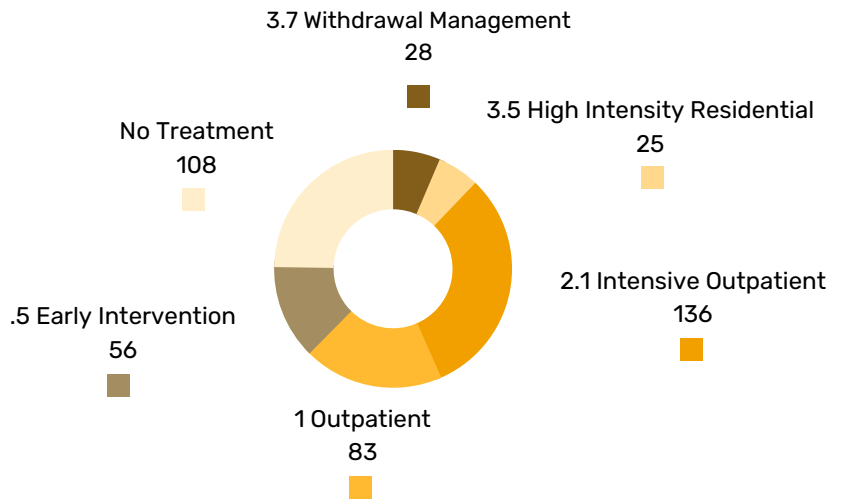
completed the new Early Intervention program

Drugs of Choice
for Clients in Treatment

Crack/Cocaine	ETHO	Hallucinogens	Meth	Opioid	Stimulant	Poly w/ Opiates	Poly w/o Opiates	Sedative	THC
9	62	2	12	25	3	58	70	1	30

Substance use disorder is a challenging but treatable condition. Because treatment for the condition is not a one-size-fits-all solution, ASAM has established different levels of care. People can enter the level most suitable to their needs or switch levels as their needs change. TTI Allentown Outpatient staff administered **436** level of care assessments. Of those, **20%** were related to DUI. Alcohol was listed as drug of choice in **94%** of assessments administered at Allentown Outpatient.

Assessment Recommendations



Words from our clients...

“
I look healthier and I feel better...like I have a purpose in life.



2022-2023
A Year in
Review

Total Admissions:

30

TTI Allentown Recovery House (formerly named the Richard S. Csandl Recovery House after TTI's co-founder), which has operated since 1992, was fully licensed by the PA Department of Drug and Alcohol Programs in September, 2022. It provides a safe, sober environment while charging low rent, for up to 11 adult men in recovery. The average length of stay was **94** days.

Words from our clients...

“

I can't thank you guys enough for all the things you did for me.

Treatment Alternatives

TREATMENT ALTERNATIVE PROGRAMS

2022-2023
A Year in
Review

The Lehigh County **Drug Treatment Court** is a non-adversarial alternative to the traditional methods utilized in addressing participants who are struggling with substance use disorders. TTI staff serve as Treatment Court Case Workers and as the Case Management Coordinator on the multi-disciplinary Drug Treatment Court team, which meets weekly under the direction of Judge Douglas Reichley. **From September 2022 through July 2023, TTI Treatment Court Case Workers connected with over 20 individuals.**

Lehigh County Treatment Continuum Alternative Program (TCAP), now in the 26th year of funding from PCCD, is a program that gives eligible non-violent offenders the possibility of diversion from jail to treatment. It requires individuals to make a significant commitment to treatment and is supported by a regimen of accountability and management aimed at public safety. TTI contracts with Lehigh County to provide case management for individuals throughout their treatment in a TTI program. **Eight** individuals completed the residential and outpatient phase.

Northampton County Treatment Continuum Alternative to Prison (TCAP) is a diversionary program that addresses an individual's criminal violations or charges proactively by giving the tools and opportunities necessary to building a life in recovery and providing structure and support in early recovery. TTI provided Case Management and Recovery Support services to **25** individuals in Northampton County TCAP.



2022-2023
A Year in
Review

Total Served:
3,600+

TTI operates four recovery centers to instill hope and encourage recovery through connections in a safe, supportive environment.

Lehigh County funds **Allentown The Center**, which operates in Center City Allentown. **The Center** staff consisting of case managers and certified recovery specialists provide an array of services, including recovery coaching, employment support, warm hand off to treatment, and level of care assessments. Staff also conduct community outreach and work in partnership with local police departments. **The Center** staff also program weekly educational events and health services in partnership with other organizations. **Allentown The Center** served an estimated **1,600** individuals in the fiscal year. **Allentown The Center** also hosts recovery meetings most evenings and on Saturdays.



Northampton County funds **Bethlehem Hope Center**, **Northampton Change on Main**, and **Palmer Recovery Center**. Each Center programs special events and hosts recovery meetings. Through a series of programs administered by the county, center staff work with individuals through the TCAP program, provide screening and warm hand off to treatment at several hospitals, provide assistance to individuals in recovery who need housing, conduct community outreach and connect with individuals at Northampton County prison. Each center in Northampton County offers assistance to individuals who walk in requesting information and resources, as well as program an array of special educational and recreational programs for the recovery community. Collectively, the Centers served over **2,000** individuals during the fiscal year.



Words from our clients...

“
It's like having a new family to go to when you need help.

FINANCIAL DATA

Expenses & Revenue

2022-2023
A Year in
Review

Annual Expenses by Function		Revenue by Funding Source	
Residential	\$3,392,513	Lehigh County	\$596,995
Halfway Home	\$1,589,246	Northampton County	\$1,333,694
Outpatient	\$543,697	Other SCA	\$76,734
Recovery House	\$42,085	PA DOC	\$72,056
Community Outreach	\$1,678,679	Magellan BH	\$2,647,169
Mgmt. & General	\$369,462	CCBH	\$2,113,077
Fundraising	\$132,415	PerformCare	\$194,951
		Grants & Donation	\$47,875
		Other	\$151,316
Total	\$7,748,097	Total	\$7,233,867

Donors & Sponsorships

2022-2023
A Year in
Review

Donors

Anonymous (Five Donors)
A & S HVAC, Inc.
Michael Joseph Ciongoli
Maynard Cressman
John and Leslie Dillensnyder
Edward R. Driesbach
David Escott
Frank J. Ford
Ronald Gaffney
Melissa A. Grube
Nicole M. Merkle-Giffert
Diana Heckman
Larae Hlavaty
Chris and Tiffany Jacob
Robert Kern
Jesse Legun
Louise Legun
Tara Marks
Robert and Cathy McCormick
James E. Miller
Petals 4 Hope
Jody Oliver Piagesi
James A. Polisano
David A. and Jamie Quier
Crystal Reid
St. John's Lutheran Church
St. Luke's Evangelical Lutheran Church
St. Paul's Third Lutheran Church
United Proclamation of the Gospel
Ed and Mary Youtz

Memorial Donations

In Memory of Brian Rotkowski

John Krisch

In Memory of Thomas Scholl

Josephine & Dennis Scholl

8.25.2023 Event Sponsorship

Received through June 30, 2023

B. Braun Medical
Campbell, Rappold & Yurasits
Lehigh Valley Health Network
Lexus of the Lehigh Valley
Mid Atlantic Rehabilitation Service, Inc. (MARS)
PNC Bank

Sincere Gratitude to:

Muhlenberg College for donations of
computer equipment to Treatment Trends

Grants Awarded

City of Allentown Community Development Block Grant Funding
Lehigh County Non-Profit COVID Relief
PCPA Worker's Compensation Trust

The official registration and financial information of
Treatment Trends, Inc. may be obtained from the Pennsylvania
Department of State by calling toll-free, within Pennsylvania,
1-800-732-0999.

Registration does not imply endorsement.



2022-2023 A Year in Review

Board of Directors

CHAIRPERSON

Jack Bury

VICE CHAIRPERSON

Maureen McManus

TREASURER/SECRETARY

Nancy Kahn

BOARD MEMBERS

Chuck Beasley

Thomas Johns

Oliver Meeker

David Quier

Bekah Rusnock

Mary Youtz

Foundation

CHAIRPERSON

Maynard Cressman

E. Michael Feller (Retired)

VICE CHAIRPERSON

Anne Hills

TREASURER/SECRETARY

Diana Laudenslager

FOUNDATION MEMBER

Michael Harle

Treatment Trends, Inc.

Mission

Treatment Trends Inc. (TTI) is a 501(c)(3) nonprofit organization which offers a continuum of care in a recovery-oriented system with inpatient & outpatient treatment, MAT support, CRS services, and multiple pathways to recovery. TTI's mission is to lessen the suffering caused by addiction by providing compassionate treatment and recovery support services.

Treatment Trends, Inc.

Foundation

The Treatment Trends Foundation assists in carrying out the mission of the corporation. This includes providing a continuum of care for addiction treatment. The corporation and foundation provide direction and assure funding for the varied programs available within the Treatment Trends continuum.

Treatment Trends, Inc.

Training Institute

The Treatment Trends Training Institute coordinates the delivery of in-depth, quality training for professionals working in the fields of substance abuse, mental health, criminal justice, and child welfare. Treatment Trends, Inc. also co-sponsors Pennsylvania Department of Drug and Alcohol Program trainings with Lehigh County.

Treatment Trends, Inc.

Allentown Residential • Allentown Halfway Home • Allentown Outpatient • Allentown Recovery House
Allentown The Center • Bethlehem Hope Center • Northampton Change on Main • Palmer Recovery Center

22-23 Annual Report



Find Recovery. Heal Community.

